

Water safety with City of Newcastle


Stage 1 student activity book 2021

This booklet contains the worksheets that can be used to complete relevant City of Newcastle water safety activities.

FIND-A-WORD

Finish the sentences and find the words.

1. Always _____ between the red and yellow _____ at the beach.
2. Be sun smart and _____ on a shirt, _____ on some sunscreen and _____ on a hat.
3. Put your _____ up and yell out if you are in _____.
4. Make sure an adult is always _____ you when you swim.
5. Never swim _____.
6. Check the water _____ before diving in.
7. Ask a _____ if you are unsure of conditions.
8. Don't _____ around the pool.
9. Read and obey the _____ signs at the beach and pool.




SPOT THE DIFFERENCE

There are 9 differences between the pictures. Draw a shape around the differences in each picture and think about what pool safety rules are shown.




MAKE A SAFER DECISION AT THE POOL


Do you think the children in these pictures are safe or unsafe?
Circle the tick, cross or question mark next to the picture to show your answer.




- Safe
- Unsafe
- Unsure



- Safe
- Unsafe
- Unsure




- Safe
- Unsafe
- Unsure



- Safe
- Unsafe
- Unsure


SAFE SWIMMING AT THE BEACH

Colour-in the beach scene and the people and equipment, then cut and glue the people and equipment onto the beach scene in a safe place.




SAFE SWIMMING AT THE BEACH

Colour-in the beach scene and the people and equipment, then cut and glue the people and equipment onto the beach scene in a safe place.




MAKE A SAFER DECISION AT THE BEACH


Do you think the children in these pictures are safe or unsafe?
Circle the tick, cross or question mark next to the picture to show your answer.




- Safe
- Unsafe
- Unsure



- Safe
- Unsafe
- Unsure



- Safe
- Unsafe
- Unsure



- Safe
- Unsafe
- Unsure



DRAW A SAFETY SIGN

Draw a sign to let people know how they can stay safe in or around the water

Here are some other signs you might see at the beach, pool or open water!



shallow
water



submerged
rocks



high surf





slippery
surface



NO BOMBING

CRACK THE CODE

Be a detective and use the code to discover the important water safety rules.



A	B	C	D	E	F	G	H	I	J	K	L	M
1	2	3	4	5	6	7	8	9	10	11	12	13
N	O	P	Q	R	S	T	U	V	W	X	Y	Z
14	15	16	17	18	19	20	21	22	23	24	25	26

19 23 9 13 2 5 20 23 5 5 14 20 8 5 18 5 4 1 14 4 25 5 12 12 15 23 6 12 1 7 19

13 1 11 5 19 21 18 5 1 14 1 4 21 12 20 9 19 23 1 20 3 8 9 14 7 25 15 21 19 23 9 13

1 19 11 1 12 9 6 5 7 21 1 18 4 6 15 18 8 5 12 16 9 6 25 15 21 1 18 5 21 14 19 21 18 5

9 6 25 15 21 1 18 5 9 14 20 18 15 21 2 12 5 16 21 20 25 15 21 18 8 1 14 4 21 16